



Renaissance Investment Managers

Dear investors,

Set for good times!

Markets globally have been buoyant as inflation pressures recede and FII flows move towards growth assets. India has also benefitted from foreign flows with net inflow of over Rs 500bn over the last 2 months. From a macro-economic standpoint, India remains in a sweet spot with meagre inflation and strong growth outlook. In this backdrop its hard to fathom why India would not attract global flows, save from a global crisis.

RBI recently released its Financial Stability Report (FSR). The KTAs from the report are:

- Despite multiple global headwinds, the Indian economy has showed stability and resilience and positioned to be among the fastest growing major economies.
- Overall system credit remains buoyant and grew at 15.4% YoY in FY23. The share of large borrowers in the gross advances of SCBs has consistently decreased. It dropped from 51.1% in Mar-20 to 46.4% in Mar-23
- The asset quality has been improving and was at a 10-yr low in FY23. Gross and net NPA ratios have fallen from a high of 11.5% and 6.1% in Mar-18 to 3.9% and 1.0% in Mar-23 respectively.
- Under the baseline scenario, GNPA's may further dip to 3.6% (-30bps from 3.9% in Mar-23) and may marginally rise to 4.1/5.1% (+20/120bps from Mar-23 levels) under the medium/stress scenario by Mar-24. Even under the RBI's severe scenario, the asset quality deterioration remains well within the acceptable levels, which we believe is encouraging.
- The banking system remains well capitalized to support the growth uptick.

In nutshell, as per RBI, Indian economy is in comfortably placed to chart on to its growth trajectory. The key risk highlighted in the report is global volatility, which could further delay our growth aspirations.

RBI FSR – Banking Sector Soundness Indicator



Generally, in India, monsoons start from the southern coast around the first week of June and thereafter cover the entire country in a month thereafter. However, in current year, monsoons are delayed on back of cyclone Biparjoy in the Arabian Sea. Over last few months, concerns led by El-nino have also been raised in the recent past. We believe, sectoral and temporal flow rains are more important for the Agri-economy, the impact of which would be known over the next 1-2 months. Even in case of a slightly lower than normal monsoon, we expect to see revival in rural economy primarily on account of moderation of inflation which would provide sentimental positive impact on consumption demand. Unseasonal rain or any such other natural disaster is the only caveat here.

Over last several months, we have been highlighting that manufacturing and capex cycle revival are additional growth levers for the Indian economy (apart from consumption). In this backdrop, we are undergoing through a phase of sectoral rotation in favour of sectors/ companies linked to the core economy. We believe, our portfolios are well placed to benefit from these growth under-currents of the economy. Our performance has been resilient, and we expect the same to continue going ahead as well.

Happy investing!

Pawan Parakh

Portfolio Manager

Renaissance Opportunities Portfolio

Inception Date: 1st January, 2018

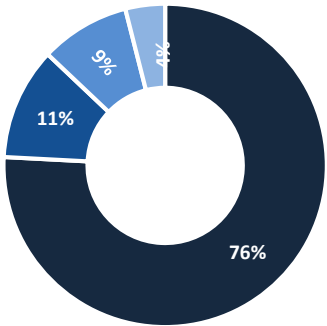
Data as on 30th JUNE 2023



Investment Strategy

- Focused portfolio of 20 - 25 stocks
- High Conviction Ideas
- Investing across businesses which are at different states of their business lifecycle
- Capable of delivering sustainable, market-leading growth
- Reasonable Valuation

Portfolio Capitalization



■ Large Cap ■ Mid Cap ■ Small Cap ■ Cash

Top Holdings

Company	Weight (%)
ICICI Bank	7.47%
HDFC Bank	7.21%
ITC	6.24%
Bharti Airtel	5.91%
Sun Pharmaceutical	5.82%

Top Sectorial Weights

Sector	Weight (%)
Banks & Finance	29.74%
Capital Goods & Engineering	16.38%
FMCG	13.53%
Pharmaceuticals	12.82%
Automobiles & Logistics	7.73%

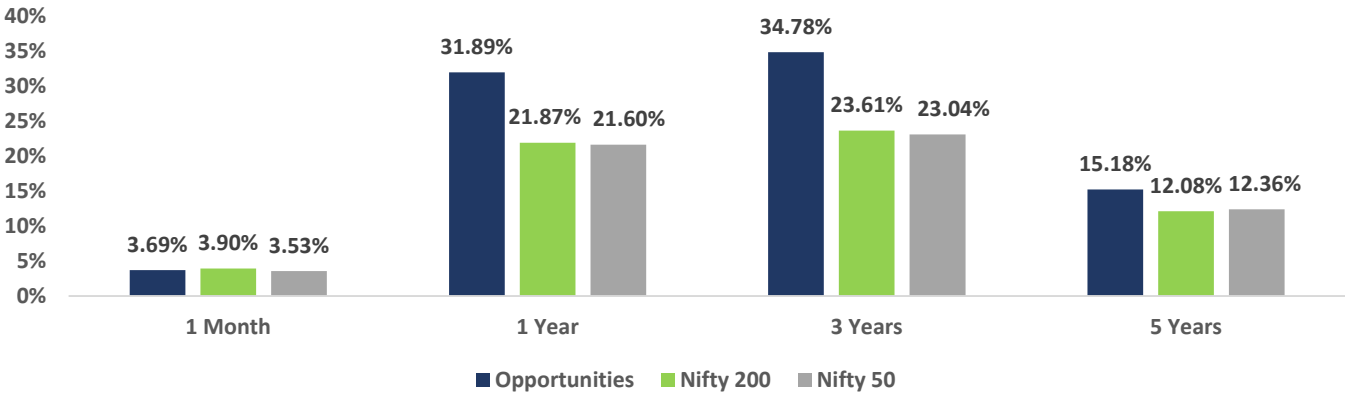
Portfolio – Fundamental Attributes

Particulars	FY24E	FY25E
PAT growth (%)	18.1%	16.1%
ROE (%)	16.9%	17.3%
P/E	26.7	21.6

Portfolio – Risk Attributes (Last 12 Months)

	Portfolio	Index
Std Dev	10.99	11.59
Information Ratio	2.03	0.00
Sharpe Ratio	2.28	1.29
Beta	0.86	1.00
Treynors Ratio	0.29	0.00

Returns



* Returns are for all clients on TWRR basis

Renaissance Mid Cap Portfolio

Inception Date: 1st January, 2018

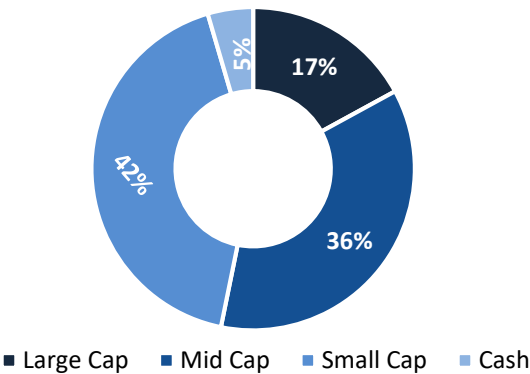
Data as on 30th JUNE 2023



Investment Strategy

- High growth business at early stage
- Focused approach – Around 25 stocks
- Midcaps which can grow sustainability to become tomorrow’s Large Caps
- Long term approach to realise the full potential
- Flexibility to take exposure in Small caps which can be mid caps of tomorrow

Portfolio Capitalization



Top Holdings

Company	Weight (%)
Cummins India	6.91%
IDFC First Bank	6.64%
DCB Bank	4.42%
Aptech	4.24%
PNB Housing	4.03%

Top Sectorial Weights

Sector	Weight (%)
Banks & Finance	27.46%
FMCG	14.25%
Automobiles & Logistics	10.41%
IT Consulting & Software	7.70%
Capital Goods & Engineering	6.91%

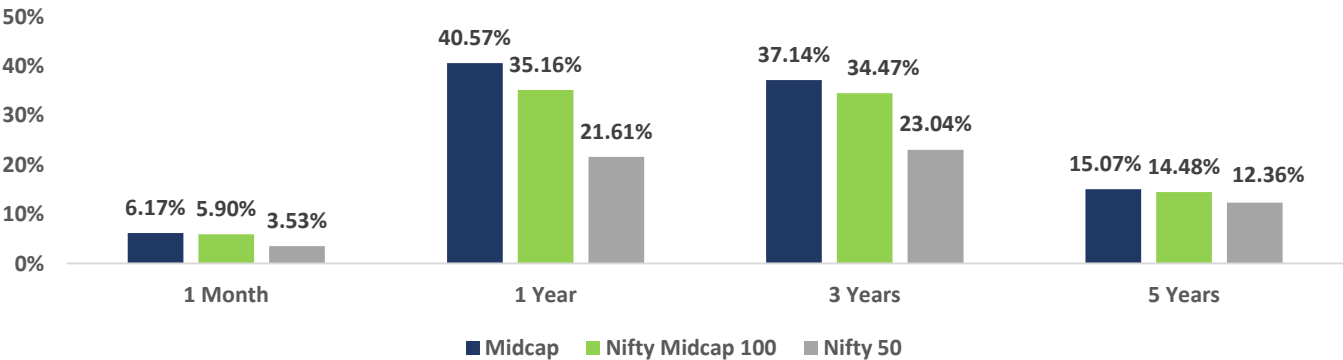
Portfolio – Fundamental Attributes

Particulars	FY24E	FY25E
PAT growth (%)	18.6%	17.3%
ROE (%)	18.9	19.4
P/E	25.7	20.9

Portfolio – Risk Attributes (Last 12 Months)

	Portfolio	Index
Std Dev	13.49	13.58
Information Ratio	0.80	0.00
Sharpe Ratio	2.50	2.08
Beta	0.87	1.00
Treynors Ratio	0.39	0.00

Returns



* Returns are for all clients on TWRR basis

Renaissance Alpha Portfolio

Inception Date: 20th January, 2020

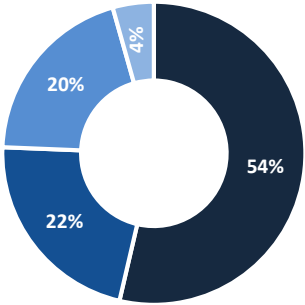
Data as on 30th JUNE 2023



Investment Strategy

- Focused portfolio of 20-25 stocks.
- Focus on generating absolute returns over a 3 year period
- Market cap of more than INR 3000 Cr
- Capitalization Agnostic
- Additional layers apart from our SQGARP frame of low leverage (less than 0.5) and ROE>15%

Portfolio Capitalization



■ Large Cap ■ Mid Cap ■ Small Cap ■ Cash

Top Holdings

Company	Weight (%)
ICICI Bank	6.26%
HDFC Bank	6.03%
Larsen & Toubro	5.60%
Cummins	5.39%
Reliance Industries	5.33%

Top Sectorial Weights

Company	Weight (%)
Banks & Finance	34.14%
FMCG	17.63%
Capital Goods & Engineering	10.99%
IT Consulting & Software	10.16%
Oil & Gas	5.33%

Portfolio – Fundamental Attributes

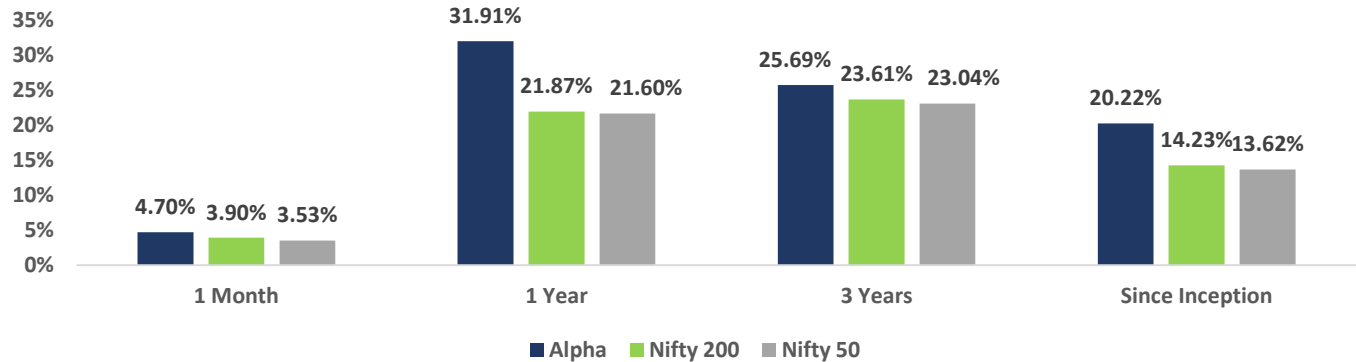
Particulars	FY24E	FY25E
PAT growth (%)	17.1%	16.3%
ROE (%)	20.4%	20.8%
P/E	27.9	22.6

Portfolio – Risk Attributes

(Last 12 Months)

	Portfolio	Index
Std Dev	11.24	11.57
Information Ratio	1.90	0.00
Sharpe Ratio	2.23	1.30
Beta	0.87	1.00
Treynors Ratio	0.29	0.00

Returns



* Returns are for all clients on TWRR basis

Investment Strategy

PAST THEME

Theme 1
INDIA
ECONOMIC
RECOVERY

Dynamic Thematic Portfolio

Every theme has
finite life cycle

“India Next Portfolio
will change themes
with changes in
Economic cycle”

CURRENT THEME

Theme 2
GROWTH
&
INCOME

TENURE: April '18 to June '22

TENURE: June '22 onwards

Portfolio Capitalization

73% 10% 17%

■ Large Cap ■ Mid Cap ■ Small Cap ■ Cash

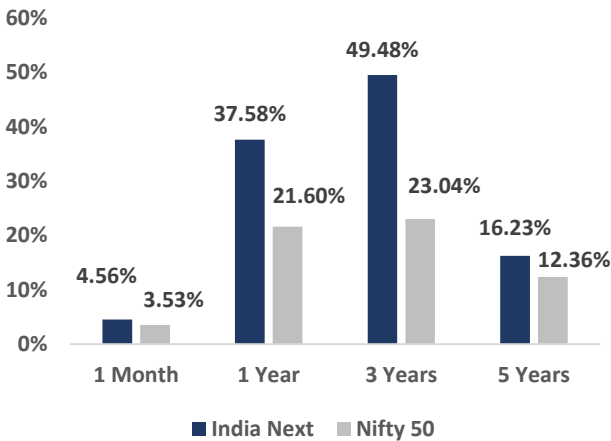
Top Holdings

Company	Weight (%)
ITC	7.59%
State Bank of India	6.99%
ICICI Bank	6.88%
HDFC Bank	5.70%
Sun Pharmaceuticals	5.21%

Sectoral Weights

Sector	Weight (%)
Banks & Finance	32.36%
Capital Goods & Engineering	16.13%
IT Consulting & Software	13.10%
Pharmaceuticals	11.44%
FMCG	7.59%

Returns



Portfolio – Risk Attributes (Last 12 Months)

	Portfolio	Index
Std Dev	11.36	11.60
Information Ratio	2.30	0.00
Sharpe Ratio	2.70	1.27
Beta	0.86	1.00
Treynors Ratio	0.36	0.00

* Returns are for all clients on TWRR basis

Investment Philosophy

Sustainable Quality Growth At Reasonable Price (SQGARP)



Sustainability

Companies with sustainable and durable business models.



Quality

Superior quality businesses as demonstrated by Competitive edge, Pricing power, ROE, FCF.
Good quality and competent management teams.



Growth

Business that can deliver superior growth over medium term to long term.



Price

Ability to invest at reasonable valuations. Fair value approach to valuations.
Focus on economic value of business.

Statutory Details: Renaissance Investment Mangers Private Limited ("RIMPL") is registered under SEBI (Portfolio Managers) Regulations, 1993 as a Portfolio Manager vide Registration No. INP000005455. RIMPL is also an Investment Manager to Renaissance Alternate Investment Fund – Category III which is registered with SEBI as Alternate Investment Fund under SEBI (Alternative Investment Funds) Regulations, 2012 vide Registration No: IN/AIF3/18-19/0549.

Disclaimer: The Fund/strategy returns are of a Model Client. The performance related information provided herein is not verified by SEBI. The performance of the stock across Individual portfolios may vary significantly from the data depicted above. Returns of individual client may differ depending on timing of entry and exit, timing of additional flows and redemptions, individual client mandates, specific portfolio construction characteristics or structural parameters which may have a bearing on individual portfolio performance. No claims may be made or entertained for any variances between the above performance depictions and that of the stock within individual client portfolios. Neither RIMPL, nor the Fund/Asset Management Company, its Directors, employees or Sponsors shall in any way be liable for any variation noticed in the returns of individual portfolios. Performance related information provided herein is not verified by SEBI.

Performance of RIMPL shall have no bearing on the expected performance of the fund/strategy. Past performance of the financial products, instruments and the portfolio may or may not be sustained in future and should not be used as a basis for comparison with other investments. Fund/Strategy returns shown above are post fees & expenses. Clients are not being offered any guaranteed/assured returns. The stocks / sectors mentioned hereinabove should not be construed as an investment advice or a forecast of their expected future performance. These stocks / sectors may or may not form part of the portfolio in future.

Risk Factors: Investing in securities involves certain risks and considerations associated generally with making investments in securities. The value of the portfolio investments may be affected generally by factors affecting financial markets, such as price and volume, volatility in interest rates, currency exchange rates, changes in regulatory and administrative policies of the Government or any other appropriate authority (including tax laws) or other political and economic developments. Consequently, there can be no assurance that the objective of the Portfolio would be achieved. Prospective investors are advised to review the Disclosure Document, PPM and/or, Client Agreement, and other related documents carefully and in its entirety and consult their legal, tax and financial advisors to determine possible legal, tax and financial or any other consequences of investing under this Portfolio, before making an investment decision. RIMPL is not liable or responsible for any loss or shortfall resulting from the operation of the scheme. This document represents the views of Renaissance Investment Mangers Private Limited and must not be taken as the basis for an investment decision. Neither Renaissance Investment Mangers Private Limited nor its affiliates, its Directors or associates shall be liable for any damages including lost revenue or lost profits that may arise from the use of the information contained herein. No representation or warranty is made as to the accuracy, completeness or fairness of the information and opinions contained herein. RIMPL reserves the right to make modifications and alterations to this statement as may be required from time to time.